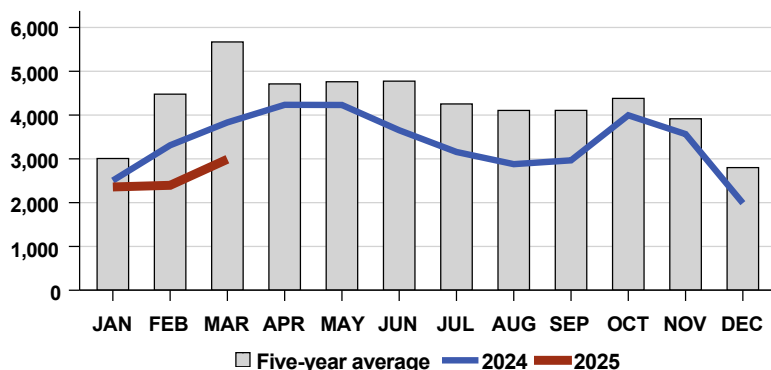


# Housing Market Update for the Federal Riding of: Aurora—Oak Ridges—Richmond Hill

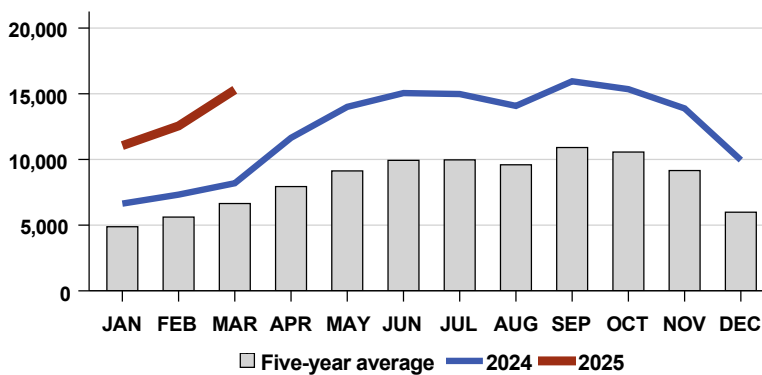
## Home sales



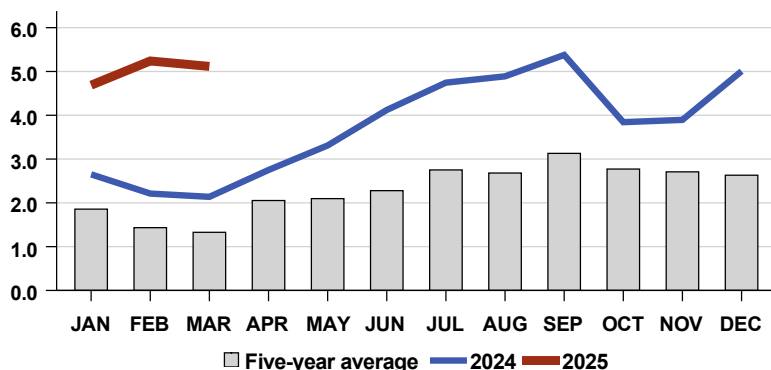
Home sales are currently trending below levels from the same time last year and 47.2% below the five-year average.

Active listings are sitting above levels from the same time last year and 130.2% above the five-year average.

## Active listings

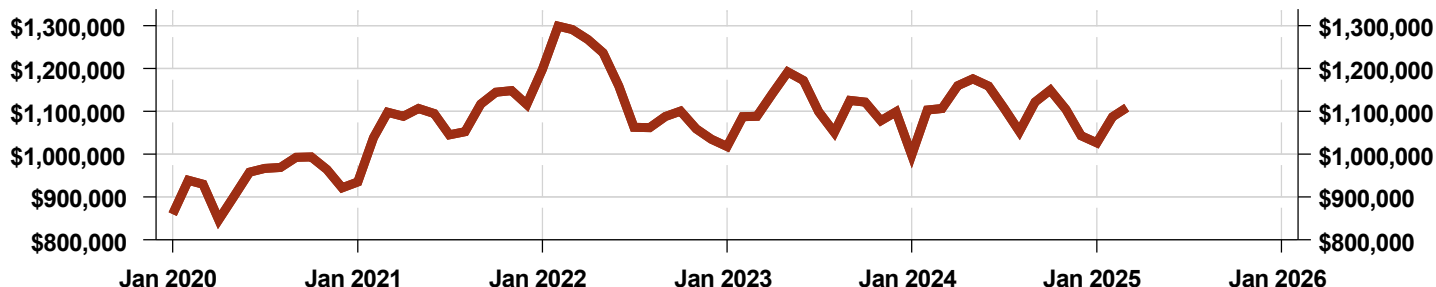


## Months of inventory



Months of inventory are above levels from the same time last year and 3.8 months above the five-year average. The number of months of inventory is the number of months it would take to sell current inventories at the current rate of sales activity.

## Average price



# Home sales generate significant economic activity and taxes and fees for the government

## Estimated Spin-Off Spending per Transaction<sup>1</sup> Ontario



\* Includes financial, legal, real estate appraisal, survey & other professional services

<sup>1</sup> Economic Benefits Generated by Home Sales and Purchases Over MLS® Systems Across Canada

Buying and selling homes generates fees to professionals such as lawyers, appraisers, real estate agents, surveyors, etc. Home buyers typically also buy new appliances or furnishings and renovate their new home to meet their specific household needs. Spin-off spending on these services and goods averaged \$88,966 per transaction from 2020 to 2022 in Ontario.

## Average Annual Jobs Created by Home Sales<sup>2</sup> Ontario

Employment resulting from home sales is also significant. Resale housing activity created an estimated 106,565 jobs annually in Ontario from 2020 to 2022.



\* Finance, insurance and real estate

<sup>2</sup> Economic Benefits Generated by Home Sales and Purchases Over MLS® Systems Across Canada

## Average Annual Government Revenues Generated from Home Sales (\$millions)<sup>3</sup> Ontario



\* Newly built and substantially renovated homes

<sup>3</sup> Government Revenues Related to Home Sales and Purchases Over MLS® Systems Across Canada

Home sales also produce substantial tax revenues for federal, provincial and municipal governments. From 2020 to 2022 these government revenues averaged about \$11.2 billion annually in Ontario.